




Single Assessment Institution-Level Pass Rate Data: *Traditional Teacher Preparation Program Within IHE*

		HEOA - Title II 2015 - 2016 Academic Year					Statewide					
Institution Name		UNIVERSITY OF HARTFORD										
Institution Code		3436										
State		Connecticut										
Assessment Information¹		Group		Number Taking Assessment	Number Passing Assessment	Institutional Pass Rate	Institutional Average Scaled Score	Assessment Cut Score²	Number Taking Assessment	Number Passing Assessment	Statewide Pass Rate	
ART CONTENT AND ANALYSIS (5135) <i>Test Company: ETS</i> <i>Score Range: 100-200</i>	All enrolled students who have completed all nonclinical courses, 2015-16											
	Other enrolled students, 2015-16								13	13	100%	
	All program completers, 2015-16									22	19	86%
	All program completers, 2014-15									23	22	96%
	All program completers, 2013-14									24	21	88%
ART CONTENT KNOWLEDGE (DISCONTINUED) (0133) <i>Test Company: ETS</i> <i>Score Range: 100-200</i>	All enrolled students who have completed all nonclinical courses, 2015-16											
	Other enrolled students, 2015-16											
	All program completers, 2015-16											
	All program completers, 2014-15											
	All program completers, 2013-14									1		
ART CONTENT TRAD CRITIC AESTHETICS (DISCONTINUED) (0132) <i>Test Company: ETS</i> <i>Score Range: 100-200</i>	All enrolled students who have completed all nonclinical courses, 2015-16											
	Other enrolled students, 2015-16											
	All program completers, 2015-16											
	All program completers, 2014-15											
	All program completers, 2013-14									1		
ART MAKING (DISCONTINUED) (0131) <i>Test Company: ETS</i> <i>Score Range: 100-200</i>	All enrolled students who have completed all nonclinical courses, 2015-16											
	Other enrolled students, 2015-16											
	All program completers, 2015-16											
	All program completers, 2014-15											
	All program completers, 2013-14									1		

Single Assessment Institution-Level Pass Rate Data: Traditional Teacher Preparation Program Within IHE


		HEOA - Title II 2015 - 2016 Academic Year					Statewide			
Institution Name		UNIVERSITY OF HARTFORD								
Institution Code		3436								
State		Connecticut								
Assessment Information¹		Group					Number Taking Assessment	Number Passing Assessment	Statewide Pass Rate	
		Number Taking Assessment	Number Passing Assessment	Institutional Pass Rate	Institutional Average Scaled Score	Assessment Cut Score²	Number Taking Assessment	Number Passing Assessment	Statewide Pass Rate	
BIOLOGY CONTENT KNOWLEDGE (0235) <i>Test Company: ETS</i> <i>Score Range: 100-200</i>	All enrolled students who have completed all nonclinical courses, 2015-16						17	17	100%	
	Other enrolled students, 2015-16						45	42	93%	
	All program completers, 2015-16						55	55	100%	
	All program completers, 2014-15						53	53	100%	
	All program completers, 2013-14						42	42	100%	
BUSINESS ED CONTENT KNOWLEDGE (5101) <i>Test Company: ETS</i> <i>Score Range: 100-200</i>	All enrolled students who have completed all nonclinical courses, 2015-16						2			
	Other enrolled students, 2015-16						2			
	All program completers, 2015-16						4			
	All program completers, 2014-15						4			
	All program completers, 2013-14						11	11	100%	
CHEMISTRY CONTENT ESSAYS (DISCONTINUED) (0242) <i>Test Company: ETS</i> <i>Score Range: 100-200</i>	All enrolled students who have completed all nonclinical courses, 2015-16									
	Other enrolled students, 2015-16									
	All program completers, 2015-16									
	All program completers, 2014-15									
	All program completers, 2013-14						5			
CHEMISTRY CONTENT KNOWLEDGE (0245) <i>Test Company: ETS</i> <i>Score Range: 100-200</i>	All enrolled students who have completed all nonclinical courses, 2015-16						2			
	Other enrolled students, 2015-16						7			
	All program completers, 2015-16						6			
	All program completers, 2014-15						8			
	All program completers, 2013-14						6			

Single Assessment Institution-Level Pass Rate Data: *Traditional Teacher Preparation Program Within IHE*


	HEOA - Title II 2015 - 2016 Academic Year
	Institution Name
	Institution Code
	State

Assessment Information ¹	Group	Number Taking Assessment	Number Passing Assessment	Institutional Pass Rate	Institutional Average Scaled Score	Assessment Cut Score ²	Statewide		
							Number Taking Assessment	Number Passing Assessment	Statewide Pass Rate
CORE ACADEMIC SKILLS FOR ED: MATH (5732) Test Company: ETS Score Range: 100-200	All enrolled students who have completed all nonclinical courses, 2015-16						105	103	98%
	Other enrolled students, 2015-16	25	20	80%	156	150	610	572	94%
	All program completers, 2015-16	4				150	62	58	94%
	All program completers, 2014-15						3		
	All program completers, 2013-14						3		
CORE ACADEMIC SKILLS FOR ED: READING (5712) Test Company: ETS Score Range: 100-200	All enrolled students who have completed all nonclinical courses, 2015-16						109	109	100%
	Other enrolled students, 2015-16	29	28	97%	173	156	626	621	99%
	All program completers, 2015-16	3				156	63	63	100%
	All program completers, 2014-15						4		
	All program completers, 2013-14						1		
CORE ACADEMIC SKILLS FOR ED: WRITING (5722) Test Company: ETS Score Range: 100-200	All enrolled students who have completed all nonclinical courses, 2015-16						109	107	98%
	Other enrolled students, 2015-16	25	23	92%	171	162	611	595	97%
	All program completers, 2015-16	2				162	63	62	98%
	All program completers, 2014-15						5		
	All program completers, 2013-14						2		
EARLY CHILDHOOD CONTENT KNOWLEDGE (5022) Test Company: ETS Score Range: 100-200	All enrolled students who have completed all nonclinical courses, 2015-16								
	Other enrolled students, 2015-16						8		
	All program completers, 2015-16						18	18	100%
	All program completers, 2014-15	9				156	48	48	100%
	All program completers, 2013-14	17	17	100%	178	156	64	64	100%


Single Assessment Institution-Level Pass Rate Data: Traditional Teacher Preparation Program Within IHE

		<p align="center">HEOA - Title II 2015 - 2016 Academic Year</p>							
Institution Name		UNIVERSITY OF HARTFORD							
Institution Code		3436							
State		Connecticut							
Assessment Information ¹	Group	Number Taking Assessment	Number Passing Assessment	Institutional Pass Rate	Institutional Average Scaled Score	Assessment Cut Score ²	Statewide		
							Number Taking Assessment	Number Passing Assessment	Statewide Pass Rate
EARTH AND SPACE SCIENCES - CK (5571) Test Company: ETS Score Range: 100-200	All enrolled students who have completed all nonclinical courses, 2015-16								
	Other enrolled students, 2015-16						5		
	All program completers, 2015-16						8		
	All program completers, 2014-15						6		
	All program completers, 2013-14						9		
EDUCATION OF YOUNG CHILDREN (DISCONTINUED) (5021) Test Company: ETS Score Range: 100-200	All enrolled students who have completed all nonclinical courses, 2015-16								
	Other enrolled students, 2015-16						1		
	All program completers, 2015-16						13	13	100%
	All program completers, 2014-15	9				158	49	49	100%
	All program completers, 2013-14	17	17	100%	185	158	64	64	100%
ELEM ED MULTI SUBJ MATHEMATICS (DISC) (5033) Test Company: ETS Score Range: 100-200	All enrolled students who have completed all nonclinical courses, 2015-16						47	24	51%
	Other enrolled students, 2015-16	1				175	64	32	50%
	All program completers, 2015-16	1				175	141	128	91%
	All program completers, 2014-15	18	12	67%	175	175	395	368	93%
	All program completers, 2013-14	35	26	74%	171	175	513	469	91%
ELEM ED MULTI SUBJ MATHEMATICS (5003) Test Company: ETS Score Range: 100-200	All enrolled students who have completed all nonclinical courses, 2015-16						113	82	73%
	Other enrolled students, 2015-16	14	8	57%	171	171	226	160	71%
	All program completers, 2015-16	17	12	71%	171	171	242	215	89%
	All program completers, 2014-15	4				171	43	35	81%
	All program completers, 2013-14	2				171	18	18	100%

Single Assessment Institution-Level Pass Rate Data: Traditional Teacher Preparation Program Within IHE


		HEOA - Title II 2015 - 2016 Academic Year							
Institution Name		UNIVERSITY OF HARTFORD							
Institution Code		3436							
State		Connecticut							
Assessment Information ¹	Group	Number Taking Assessment	Number Passing Assessment	Institutional Pass Rate	Institutional Average Scaled Score	Assessment Cut Score ²	Statewide		
							Number Taking Assessment	Number Passing Assessment	Statewide Pass Rate
ELEM ED MULTI SUBJ READING LANG ARTS (DISC) (5032) Test Company: ETS Score Range: 100-200	All enrolled students who have completed all nonclinical courses, 2015-16						46	36	78%
	Other enrolled students, 2015-16	1				174	65	53	82%
	All program completers, 2015-16	1				174	141	138	98%
	All program completers, 2014-15	18	17	94%	181	174	393	387	98%
	All program completers, 2013-14	35	32	91%	182	174	512	498	97%
ELEM ED MULTI SUBJ READING LANG ARTS (5002) Test Company: ETS Score Range: 100-200	All enrolled students who have completed all nonclinical courses, 2015-16						107	93	87%
	Other enrolled students, 2015-16	14	9	64%	167	165	220	183	83%
	All program completers, 2015-16	12	9	75%	170	165	176	156	89%
	All program completers, 2014-15	2				165	16	12	75%
	All program completers, 2013-14	1				165	8		
ELEM ED MULTI SUBJ SCIENCES (DISC) (5035) Test Company: ETS Score Range: 100-200	All enrolled students who have completed all nonclinical courses, 2015-16						46	28	61%
	Other enrolled students, 2015-16	1				170	64	40	63%
	All program completers, 2015-16	1				170	139	130	94%
	All program completers, 2014-15	18	14	78%	173	170	393	364	93%
	All program completers, 2013-14	35	27	77%	171	170	512	469	92%
ELEM ED MULTI SUBJ SCIENCES (5005) Test Company: ETS Score Range: 100-200	All enrolled students who have completed all nonclinical courses, 2015-16						110	70	64%
	Other enrolled students, 2015-16	14	5	36%	163	170	218	126	58%
	All program completers, 2015-16	20	14	70%	166	170	218	171	78%
	All program completers, 2014-15	3				170	37	29	78%
	All program completers, 2013-14	2				170	9		

Single Assessment Institution-Level Pass Rate Data: Traditional Teacher Preparation Program Within IHE


	HEOA - Title II 2015 - 2016 Academic Year
	Institution Name UNIVERSITY OF HARTFORD
	Institution Code 3436
	State Connecticut

Assessment Information ¹	Group	Number Taking Assessment	Number Passing Assessment	Institutional Pass Rate	Institutional Average Scaled Score	Assessment Cut Score ²	Statewide		
							Number Taking Assessment	Number Passing Assessment	Statewide Pass Rate
ELEM ED MULTI SUBJ SOCIAL STUDIES (DISC) (5034) Test Company: ETS Score Range: 100-200	All enrolled students who have completed all nonclinical courses, 2015-16						46	26	57%
	Other enrolled students, 2015-16	1				166	65	41	63%
	All program completers, 2015-16	1				166	141	135	96%
	All program completers, 2014-15	18	16	89%	170	166	394	369	94%
	All program completers, 2013-14	35	24	69%	169	166	512	463	90%
ELEM ED MULTI SUBJ SOCIAL STUDIES (5004) Test Company: ETS Score Range: 100-200	All enrolled students who have completed all nonclinical courses, 2015-16						109	70	64%
	Other enrolled students, 2015-16	14	8	57%	167	166	219	132	60%
	All program completers, 2015-16	16	9	56%	161	166	212	164	77%
	All program completers, 2014-15	3				166	38	27	71%
	All program completers, 2013-14	2				166	17	14	82%
ENG LANG LIT COMP CONTENT & ANALYSIS (DISC) (5044) Test Company: ETS Score Range: 100-200	All enrolled students who have completed all nonclinical courses, 2015-16						3		
	Other enrolled students, 2015-16						22	21	95%
	All program completers, 2015-16						31	31	100%
	All program completers, 2014-15						97	96	99%
	All program completers, 2013-14	4				172	149	146	98%
ENG LANG LIT COMP CONTENT KNOWLEDGE (DISC) (0041) Test Company: ETS Score Range: 100-200	All enrolled students who have completed all nonclinical courses, 2015-16								
	Other enrolled students, 2015-16								
	All program completers, 2015-16								
	All program completers, 2014-15								
	All program completers, 2013-14						2		


Single Assessment Institution-Level Pass Rate Data: Traditional Teacher Preparation Program Within IHE

		<p align="center">HEOA - Title II 2015 - 2016 Academic Year</p>							
Institution Name		UNIVERSITY OF HARTFORD							
Institution Code		3436							
State		Connecticut							
Assessment Information ¹	Group	Number Taking Assessment	Number Passing Assessment	Institutional Pass Rate	Institutional Average Scaled Score	Assessment Cut Score ²	Statewide		
							Number Taking Assessment	Number Passing Assessment	Statewide Pass Rate
ENG LANG LIT COMP ESSAYS (DISCONTINUED) (0042) Test Company: ETS Score Range: 100-200	All enrolled students who have completed all nonclinical courses, 2015-16								
	Other enrolled students, 2015-16								
	All program completers, 2015-16								
	All program completers, 2014-15								
	All program completers, 2013-14						3		
ENGLISH LANGUAGE ARTS: CONTENT AND ANALYSIS (5039) Test Company: ETS Score Range: 100-200	All enrolled students who have completed all nonclinical courses, 2015-16						15	11	73%
	Other enrolled students, 2015-16						69	51	74%
	All program completers, 2015-16	3				173	83	78	94%
	All program completers, 2014-15	2				173	30	24	80%
	All program completers, 2013-14						5		
ENGLISH TO SPEAKERS OF OTHER LANGUAGES (5361) Test Company: ETS Score Range: 100-200	All enrolled students who have completed all nonclinical courses, 2015-16								
	Other enrolled students, 2015-16						6		
	All program completers, 2015-16						2		
	All program completers, 2014-15						8		
	All program completers, 2013-14						7		
FAMILY AND CONSUMER SCIENCES (DISCONTINUED 2) (5121) Test Company: ETS Score Range: 100-200	All enrolled students who have completed all nonclinical courses, 2015-16								
	Other enrolled students, 2015-16								
	All program completers, 2015-16								
	All program completers, 2014-15						3		
	All program completers, 2013-14						1		


Single Assessment Institution-Level Pass Rate Data: Traditional Teacher Preparation Program Within IHE

		<p align="center">HEOA - Title II 2015 - 2016 Academic Year</p>							
Institution Name		UNIVERSITY OF HARTFORD							
Institution Code		3436							
State		Connecticut							
Assessment Information ¹	Group	Number Taking Assessment	Number Passing Assessment	Institutional Pass Rate	Institutional Average Scaled Score	Assessment Cut Score ²	Statewide		
							Number Taking Assessment	Number Passing Assessment	Statewide Pass Rate
FAMILY AND CONSUMER SCIENCES (5122) Test Company: ETS Score Range: 100-200	All enrolled students who have completed all nonclinical courses, 2015-16								
	Other enrolled students, 2015-16						1		
	All program completers, 2015-16								
	All program completers, 2014-15								
	All program completers, 2013-14								
GENERAL SCI CONTENT KNOWLEDGE (0435) Test Company: ETS Score Range: 100-200	All enrolled students who have completed all nonclinical courses, 2015-16						3		
	Other enrolled students, 2015-16						6		
	All program completers, 2015-16						10	10	100%
	All program completers, 2014-15						9		
	All program completers, 2013-14						13	12	92%
GENERAL SCIENCE CONTENT ESSAYS (DISC) (0433) Test Company: ETS Score Range: 100-200	All enrolled students who have completed all nonclinical courses, 2015-16								
	Other enrolled students, 2015-16								
	All program completers, 2015-16								
	All program completers, 2014-15								
	All program completers, 2013-14						9		
HEALTH EDUCATION (DISCONTINUED) (5550) Test Company: ETS Score Range: 250-990	All enrolled students who have completed all nonclinical courses, 2015-16								
	Other enrolled students, 2015-16								
	All program completers, 2015-16								
	All program completers, 2014-15								
	All program completers, 2013-14							2	


Single Assessment Institution-Level Pass Rate Data: Traditional Teacher Preparation Program Within IHE

		HEOA - Title II 2015 - 2016 Academic Year							
Institution Name		UNIVERSITY OF HARTFORD							
Institution Code		3436							
State		Connecticut							
Assessment Information ¹	Group	Number Taking Assessment	Number Passing Assessment	Institutional Pass Rate	Institutional Average Scaled Score	Assessment Cut Score ²	Statewide		
							Number Taking Assessment	Number Passing Assessment	Statewide Pass Rate
HEALTH EDUCATION (5551) Test Company: ETS Score Range: 100-200	All enrolled students who have completed all nonclinical courses, 2015-16								
	Other enrolled students, 2015-16						2		
	All program completers, 2015-16								
	All program completers, 2014-15						3		
	All program completers, 2013-14						1		
MATHEMATICS CONTENT KNOWLEDGE (DISC) (0061) Test Company: ETS Score Range: 100-200	All enrolled students who have completed all nonclinical courses, 2015-16						4		
	Other enrolled students, 2015-16						15	13	87%
	All program completers, 2015-16						36	35	97%
	All program completers, 2014-15						77	77	100%
	All program completers, 2013-14	2				137	84	83	99%
MATHEMATICS CONTENT KNOWLEDGE (5161) Test Company: ETS Score Range: 100-200	All enrolled students who have completed all nonclinical courses, 2015-16						14	8	57%
	Other enrolled students, 2015-16	2				160	67	46	69%
	All program completers, 2015-16	2				160	38	35	92%
	All program completers, 2014-15						7		
	All program completers, 2013-14								
MIDDLE SCHOOL ENG LANG ARTS (DISCONTINUED) (5049) Test Company: ETS Score Range: 100-200	All enrolled students who have completed all nonclinical courses, 2015-16								
	Other enrolled students, 2015-16								
	All program completers, 2015-16						1		
	All program completers, 2014-15								
	All program completers, 2013-14						4		

Single Assessment Institution-Level Pass Rate Data: Traditional Teacher Preparation Program Within IHE


		<p align="center">HEOA - Title II 2015 - 2016 Academic Year</p>							
Institution Name		UNIVERSITY OF HARTFORD							
Institution Code		3436							
State		Connecticut							
Assessment Information ¹	Group	Number Taking Assessment	Number Passing Assessment	Institutional Pass Rate	Institutional Average Scaled Score	Assessment Cut Score ²	Statewide		
							Number Taking Assessment	Number Passing Assessment	Statewide Pass Rate
<p><i>MIDDLE SCHOOL ENG LANG ARTS (5047)</i></p> <p>Test Company: ETS Score Range: 100-200</p>	All enrolled students who have completed all nonclinical courses, 2015-16								
	Other enrolled students, 2015-16								
	All program completers, 2015-16								
	All program completers, 2014-15						1		
	All program completers, 2013-14								
<p><i>MIDDLE SCHOOL MATHEMATICS (DISCONTINUED) (0069)</i></p> <p>Test Company: ETS Score Range: 100-200</p>	All enrolled students who have completed all nonclinical courses, 2015-16								
	Other enrolled students, 2015-16								
	All program completers, 2015-16						1		
	All program completers, 2014-15						4		
	All program completers, 2013-14						1		
<p><i>MIDDLE SCHOOL SCIENCE (DISCONTINUED) (0439)</i></p> <p>Test Company: ETS Score Range: 100-200</p>	All enrolled students who have completed all nonclinical courses, 2015-16								
	Other enrolled students, 2015-16								
	All program completers, 2015-16								
	All program completers, 2014-15								
	All program completers, 2013-14						1		
<p><i>MIDDLE SCHOOL SCIENCE (5440)</i></p> <p>Test Company: ETS Score Range: 100-200</p>	All enrolled students who have completed all nonclinical courses, 2015-16								
	Other enrolled students, 2015-16								
	All program completers, 2015-16						1		
	All program completers, 2014-15								
	All program completers, 2013-14								

Single Assessment Institution-Level Pass Rate Data: Traditional Teacher Preparation Program Within IHE


	HEOA - Title II 2015 - 2016 Academic Year
	Institution Name UNIVERSITY OF HARTFORD
	Institution Code 3436
	State Connecticut

Assessment Information ¹	Group	Number Taking Assessment	Number Passing Assessment	Institutional Pass Rate	Institutional Average Scaled Score	Assessment Cut Score ²	Statewide		
							Number Taking Assessment	Number Passing Assessment	Statewide Pass Rate
MIDDLE SCHOOL SOCIAL STUDIES (5089) Test Company: ETS Score Range: 100-200	All enrolled students who have completed all nonclinical courses, 2015-16								
	Other enrolled students, 2015-16								
	All program completers, 2015-16								
	All program completers, 2014-15						2		
	All program completers, 2013-14								
MUSIC CONCEPTS AND PROCESSES (DISCONTINUED) (0111) Test Company: ETS Score Range: 100-200	All enrolled students who have completed all nonclinical courses, 2015-16								
	Other enrolled students, 2015-16								
	All program completers, 2015-16								
	All program completers, 2014-15								
	All program completers, 2013-14	1				150	4		
MUSIC CONTENT & INSTRUCTION (5114) Test Company: ETS Score Range: 100-200	All enrolled students who have completed all nonclinical courses, 2015-16						5		
	Other enrolled students, 2015-16	21	19	90%	175	168	32	27	84%
	All program completers, 2015-16	8				168	41	37	90%
	All program completers, 2014-15	11	11	100%	177	168	52	52	100%
	All program completers, 2013-14	15	14	93%	175	168	40	36	90%
MUSIC CONTENT KNOWLEDGE (0113) Test Company: ETS Score Range: 100-200	All enrolled students who have completed all nonclinical courses, 2015-16								
	Other enrolled students, 2015-16								
	All program completers, 2015-16								
	All program completers, 2014-15								
	All program completers, 2013-14	1				153	4		


Single Assessment Institution-Level Pass Rate Data: Traditional Teacher Preparation Program Within IHE

		HEOA - Title II 2015 - 2016 Academic Year					Statewide					
Institution Name		UNIVERSITY OF HARTFORD					Number Taking Assessment		Number Passing Assessment		Statewide Pass Rate	
Institution Code		3436					Institutional Pass Rate		Institutional Average Scaled Score		Assessment Cut Score²	
State		Connecticut					Number Taking Assessment		Number Passing Assessment		Statewide Pass Rate	
Assessment Information¹		Group	Number Taking Assessment	Number Passing Assessment	Institutional Pass Rate	Institutional Average Scaled Score	Assessment Cut Score²	Number Taking Assessment		Number Passing Assessment		Statewide Pass Rate
PHYSICAL ED CONTENT AND DESIGN (5095) <i>Test Company: ETS</i> <i>Score Range: 100-200</i>	All enrolled students who have completed all nonclinical courses, 2015-16							15	10	67%		
	Other enrolled students, 2015-16							10	1	10%		
	All program completers, 2015-16							64	56	88%		
	All program completers, 2014-15							60	50	83%		
	All program completers, 2013-14							79	73	92%		
PHYSICS CONTENT ESSAYS (DISCONTINUED) (0262) <i>Test Company: ETS</i> <i>Score Range: 100-200</i>	All enrolled students who have completed all nonclinical courses, 2015-16											
	Other enrolled students, 2015-16											
	All program completers, 2015-16											
	All program completers, 2014-15											
	All program completers, 2013-14								3			
PHYSICS CONTENT KNOWLEDGE (5265) <i>Test Company: ETS</i> <i>Score Range: 100-200</i>	All enrolled students who have completed all nonclinical courses, 2015-16											
	Other enrolled students, 2015-16								6			
	All program completers, 2015-16								4			
	All program completers, 2014-15								7			
	All program completers, 2013-14								3			
PRAXIS I MATHEMATICS (DISCONTINUED) (0730) <i>Test Company: ETS</i> <i>Score Range: 150-190</i>	All enrolled students who have completed all nonclinical courses, 2015-16							126	125	99%		
	Other enrolled students, 2015-16		44	44	100%	178	171	581	572	98%		
	All program completers, 2015-16		27	27	100%	176	171	603	603	100%		
	All program completers, 2014-15		29	29	100%	177	171	706	705	100%		
	All program completers, 2013-14		51	51	100%	177	171	767	767	100%		


Single Assessment Institution-Level Pass Rate Data: Traditional Teacher Preparation Program Within IHE

		HEOA - Title II 2015 - 2016 Academic Year							
Institution Name		UNIVERSITY OF HARTFORD							
Institution Code		3436							
State		Connecticut							
Assessment Information ¹	Group	Number Taking Assessment	Number Passing Assessment	Institutional Pass Rate	Institutional Average Scaled Score	Assessment Cut Score ²	Statewide		
							Number Taking Assessment	Number Passing Assessment	Statewide Pass Rate
PRAXIS I READING (DISCONTINUED) (0710) Test Company: ETS Score Range: 150-190	All enrolled students who have completed all nonclinical courses, 2015-16						122	121	99%
	Other enrolled students, 2015-16	45	41	91%	178	172	568	560	99%
	All program completers, 2015-16	28	27	96%	177	172	598	597	100%
	All program completers, 2014-15	26	26	100%	177	172	700	699	100%
	All program completers, 2013-14	50	50	100%	177	172	772	772	100%
PRAXIS I WRITING (DISCONTINUED) (0720) Test Company: ETS Score Range: 150-190	All enrolled students who have completed all nonclinical courses, 2015-16						120	120	100%
	Other enrolled students, 2015-16	44	44	100%	175	171	570	568	100%
	All program completers, 2015-16	29	29	100%	176	171	597	597	100%
	All program completers, 2014-15	26	26	100%	176	171	703	703	100%
	All program completers, 2013-14	50	50	100%	175	171	768	767	100%
PRINC LEARNING AND TEACHING K-6 (5622) Test Company: ETS Score Range: 100-200	All enrolled students who have completed all nonclinical courses, 2015-16								
	Other enrolled students, 2015-16								
	All program completers, 2015-16								
	All program completers, 2014-15	9				167	190	174	92%
	All program completers, 2013-14	38	33	87%	178	167	514	502	98%
SE CK AND MILD TO MODERATE APPL (5543) Test Company: ETS Score Range: 100-200	All enrolled students who have completed all nonclinical courses, 2015-16						1		
	Other enrolled students, 2015-16	3				164	111	106	95%
	All program completers, 2015-16	19	19	100%	177	164	133	131	98%
	All program completers, 2014-15	19	19	100%	176	164	127	127	100%
	All program completers, 2013-14	21	21	100%	174	164	145	145	100%


Single Assessment Institution-Level Pass Rate Data: Traditional Teacher Preparation Program Within IHE

		HEOA - Title II 2015 - 2016 Academic Year					Statewide			
Institution Name		UNIVERSITY OF HARTFORD								
Institution Code		3436								
State		Connecticut								
Assessment Information¹		Group					Statewide			
		Number Taking Assessment	Number Passing Assessment	Institutional Pass Rate	Institutional Average Scaled Score	Assessment Cut Score²	Number Taking Assessment	Number Passing Assessment	Statewide Pass Rate	
SOCIAL STUDIES CONTENT KNOWLEDGE (0081) <i>Test Company: ETS</i> <i>Score Range: 100-200</i>	All enrolled students who have completed all nonclinical courses, 2015-16						31	25	81%	
	Other enrolled students, 2015-16						85	69	81%	
	All program completers, 2015-16						108	104	96%	
	All program completers, 2014-15						129	124	96%	
	All program completers, 2013-14						124	118	95%	
TECHNOLOGY EDUCATION (5051) <i>Test Company: ETS</i> <i>Score Range: 100-200</i>	All enrolled students who have completed all nonclinical courses, 2015-16						3			
	Other enrolled students, 2015-16						1			
	All program completers, 2015-16						7			
	All program completers, 2014-15						10	10	100%	
	All program completers, 2013-14						10	10	100%	
EARLY CHILDHOOD EDUCATION TEST 2 (ESP5002) <i>Test Company: E.S. Pearson*</i> <i>Score Range: 0-300</i>	All enrolled students who have completed all nonclinical courses, 2015-16						11	9	82%	
	Other enrolled students, 2015-16	1				216	22	20	91%	
	All program completers, 2015-16	7				216	59	56	95%	
	All program completers, 2014-15									
	All program completers, 2013-14									
FOUNDATIONS OF READING (ESP0090) <i>Test Company: E.S. Pearson*</i> <i>Score Range: 100-300</i>	All enrolled students who have completed all nonclinical courses, 2015-16						139	104	75%	
	Other enrolled students, 2015-16	23	17	74%	250	240	432	349	81%	
	All program completers, 2015-16	32	24	75%	247	240	594	562	95%	
	All program completers, 2014-15	36	30	83%	255	240	610	572	94%	
	All program completers, 2013-14	55	45	82%	253	240	716	679	95%	


Single Assessment Institution-Level Pass Rate Data: Traditional Teacher Preparation Program Within IHE

		<p align="center">HEOA - Title II 2015 - 2016 Academic Year</p>								
Institution Name		UNIVERSITY OF HARTFORD								
Institution Code		3436								
State		Connecticut								
Assessment Information ¹		Group	Number Taking Assessment	Number Passing Assessment	Institutional Pass Rate	Institutional Average Scaled Score	Assessment Cut Score ²	Number Taking Assessment	Number Passing Assessment	Statewide Pass Rate
OPI ENGLISH (ACT1005) Test Company: ACTFL* Score Range: 1-10	All enrolled students who have completed all nonclinical courses, 2015-16									
	Other enrolled students, 2015-16									
	All program completers, 2015-16									
	All program completers, 2014-15							1		
	All program completers, 2013-14									
OPI FRENCH (ACT1006) Test Company: ACTFL* Score Range: 1-10	All enrolled students who have completed all nonclinical courses, 2015-16									
	Other enrolled students, 2015-16							7		
	All program completers, 2015-16							2		
	All program completers, 2014-15							2		
	All program completers, 2013-14							6		
OPI GERMAN (ACT1007) Test Company: ACTFL* Score Range: 1-10	All enrolled students who have completed all nonclinical courses, 2015-16									
	Other enrolled students, 2015-16									
	All program completers, 2015-16									
	All program completers, 2014-15									
	All program completers, 2013-14							1		
OPI ITALIAN (ACT1010) Test Company: ACTFL* Score Range: 1-10	All enrolled students who have completed all nonclinical courses, 2015-16									
	Other enrolled students, 2015-16							3		
	All program completers, 2015-16									
	All program completers, 2014-15							2		
	All program completers, 2013-14							1		

Single Assessment Institution-Level Pass Rate Data: *Traditional Teacher Preparation Program Within IHE*

		HEOA - Title II 2015 - 2016 Academic Year					Statewide							
Institution Name		UNIVERSITY OF HARTFORD												
Institution Code		3436												
State		Connecticut												
Assessment Information¹		Group					Number Taking Assessment	Number Passing Assessment	Institutional Pass Rate	Institutional Average Scaled Score	Assessment Cut Score²	Number Taking Assessment	Number Passing Assessment	Statewide Pass Rate
OPI SPANISH (ACT1018) Test Company: ACTFL* Score Range: 1-10	All enrolled students who have completed all nonclinical courses, 2015-16											2		
	Other enrolled students, 2015-16											27	20	74%
	All program completers, 2015-16											23	23	100%
	All program completers, 2014-15											19	19	100%
	All program completers, 2013-14											27	27	100%
OPIC SPANISH (ACT3002) Test Company: ACTFL* Score Range: 1-10	All enrolled students who have completed all nonclinical courses, 2015-16													
	Other enrolled students, 2015-16													
	All program completers, 2015-16											1		
	All program completers, 2014-15													
	All program completers, 2013-14													
WPT FRENCH (ACT2005) Test Company: ACTFL* Score Range: 1-10	All enrolled students who have completed all nonclinical courses, 2015-16													
	Other enrolled students, 2015-16											7		
	All program completers, 2015-16											2		
	All program completers, 2014-15											2		
	All program completers, 2013-14											5		
WPT ITALIAN (ACT2009) Test Company: ACTFL* Score Range: 1-10	All enrolled students who have completed all nonclinical courses, 2015-16													
	Other enrolled students, 2015-16											2		
	All program completers, 2015-16													
	All program completers, 2014-15											3		
	All program completers, 2013-14											1		

Single Assessment Institution-Level Pass Rate Data: Traditional Teacher Preparation Program Within IHE

	HEOA - Title II 2015 - 2016 Academic Year
	Institution Name UNIVERSITY OF HARTFORD
	Institution Code 3436
	State Connecticut

Assessment Information ¹	Group	Number Taking Assessment	Number Passing Assessment	Institutional Pass Rate	Institutional Average Scaled Score	Assessment Cut Score ²	Statewide		
							Number Taking Assessment	Number Passing Assessment	Statewide Pass Rate
WPT SPANISH (ACT2015) Test Company: ACTFL* Score Range: 1-10	All enrolled students who have completed all nonclinical courses, 2015-16						2		
	Other enrolled students, 2015-16						27	18	67%
	All program completers, 2015-16						25	24	96%
	All program completers, 2014-15						21	21	100%
	All program completers, 2013-14						26	26	100%

Note: In cases where there are less than ten students taking the assessment or license/certificate, the number passing and pass rate are not reported.

¹Tests with multiple delivery options (computer, paper, etc.) will be noted with the assessment code for one format only.

²Cut scores may vary for groups depending upon when the cut scores are established by the state and when each group completed their teacher certification or licensure assessment.

*Questions regarding tests listed by this testing company must be addressed to your state Title II Coordinator.

Single Assessment Institution-Level Pass Rate Data: *Traditional Teacher Preparation Program Within IHE*

February 17, 2017

Statewide Average Scaled Score
176
175
175
175

Single Assessment Institution-Level Pass Rate Data: *Traditional Teacher Preparation Program Within IHE*

February 17, 2017

Statewide Average Scaled Score
169
169
166
170
173
177

Single Assessment Institution-Level Pass Rate Data: *Traditional Teacher Preparation Program Within IHE*

February 17, 2017

Statewide Average Scaled Score
165
162
164
180
178
182
172
171
172
179
180
178

Single Assessment Institution-Level Pass Rate Data: *Traditional Teacher Preparation Program Within IHE*

February 17, 2017

Statewide Average Scaled Score
184
187
184
167
165
182
181
180
176
177
179
174
176

Single Assessment Institution-Level Pass Rate Data: *Traditional Teacher Preparation Program Within IHE*

February 17, 2017

Statewide Average Scaled Score
178
179
187
184
184
174
174
174
172
167
167
181
178
177
172
169
174
172

Single Assessment Institution-Level Pass Rate Data: *Traditional Teacher Preparation Program Within IHE*

February 17, 2017

Statewide Average Scaled Score
166
168
179
175
174
168
167
169
167
167
182
182
182
182

Single Assessment Institution-Level Pass Rate Data: *Traditional Teacher Preparation Program Within IHE*

February 17, 2017

Statewide Average Scaled Score
175
177
179
176

Single Assessment Institution-Level Pass Rate Data: *Traditional Teacher Preparation Program Within IHE*

February 17, 2017

Statewide Average Scaled Score
173
171

Single Assessment Institution-Level Pass Rate Data: *Traditional Teacher Preparation Program Within IHE*

February 17, 2017

Statewide Average Scaled Score
154
159
159
155
156
164
170

Single Assessment Institution-Level Pass Rate Data: *Traditional Teacher Preparation Program Within IHE*

February 17, 2017

Statewide Average Scaled Score
174
175
175
175

Single Assessment Institution-Level Pass Rate Data: *Traditional Teacher Preparation Program Within IHE*

February 17, 2017

Statewide Average Scaled Score
177
170
179
178
179
178
178
179
179
178

Single Assessment Institution-Level Pass Rate Data: *Traditional Teacher Preparation Program Within IHE*

February 17, 2017

Statewide Average Scaled Score
178
178
179
178
178
176
176
177
176
176
179
180
176
177
177
177

Single Assessment Institution-Level Pass Rate Data: *Traditional Teacher Preparation Program Within IHE*

February 17, 2017

Statewide Average Scaled Score
171
171
171
171
172
184
184
237
238
240
252
254
258
258
259

Single Assessment Institution-Level Pass Rate Data: *Traditional Teacher Preparation Program Within IHE*

February 17, 2017

**Statewide
Average Scaled
Score**

Single Assessment Institution-Level Pass Rate Data: *Traditional Teacher Preparation Program Within IHE*

February 17, 2017

Statewide Average Scaled Score
7
8
7
7

Single Assessment Institution-Level Pass Rate Data: *Traditional Teacher Preparation Program Within IHE*

February 17, 2017

Statewide Average Scaled Score
7
7
7
7