




Single Assessment Institution-Level Pass Rate Data: *Traditional Teacher Preparation Program Within IHE*

		HEOA - Title II 2014 - 2015 Academic Year								
Institution Name		UNIVERSITY OF HARTFORD								
Institution Code		3436								
State		Connecticut								
							February 26, 2016			
Assessment Information ¹	Group	Number Taking Assessment	Number Passing Assessment	Institutional Pass Rate	Institutional Average Scaled Score	Assessment Cut Score ²	Statewide			
							Number Taking Assessment	Number Passing Assessment	Statewide Pass Rate	Statewide Average Scaled Score
ART CONTENT AND ANALYSIS (5135) Test Company: ETS Score Range: 100-200	All enrolled students who have completed all nonclinical courses, 2014-15									
	Other enrolled students, 2014-15						13	11	85%	177
	All program completers, 2014-15						22	18	82%	174
	All program completers, 2013-14						23	20	87%	175
	All program completers, 2012-13						46	44	96%	176
ART CONTENT KNOWLEDGE (DISCONTINUED) (0133) Test Company: ETS Score Range: 100-200	All enrolled students who have completed all nonclinical courses, 2014-15									
	Other enrolled students, 2014-15									
	All program completers, 2014-15									
	All program completers, 2013-14						1			
	All program completers, 2012-13						5			
ART CONTENT TRAD CRITIC AESTHETICS (DISCONTINUED) (0132) Test Company: ETS Score Range: 100-200	All enrolled students who have completed all nonclinical courses, 2014-15									
	Other enrolled students, 2014-15									
	All program completers, 2014-15									
	All program completers, 2013-14						1			
	All program completers, 2012-13						5			
ART MAKING (DISCONTINUED) (0131) Test Company: ETS Score Range: 100-200	All enrolled students who have completed all nonclinical courses, 2014-15									
	Other enrolled students, 2014-15									
	All program completers, 2014-15									
	All program completers, 2013-14						1			
	All program completers, 2012-13						5			


Single Assessment Institution-Level Pass Rate Data: Traditional Teacher Preparation Program Within IHE

		HEOA - Title II 2014 - 2015 Academic Year								
Institution Name		UNIVERSITY OF HARTFORD								
Institution Code		3436								
State		Connecticut								
							February 26, 2016			
Assessment Information ¹		Group	Number Taking Assessment	Number Passing Assessment	Institutional Pass Rate	Institutional Average Scaled Score	Assessment Cut Score ²	Statewide		
								Number Taking Assessment	Number Passing Assessment	Statewide Pass Rate
BIOLOGY CONTENT KNOWLEDGE (0235) Test Company: ETS Score Range: 100-200		All enrolled students who have completed all nonclinical courses, 2014-15						9		
		Other enrolled students, 2014-15						58	55	95%
		All program completers, 2014-15						53	52	98%
		All program completers, 2013-14						42	42	100%
		All program completers, 2012-13						52	49	94%
BUSINESS ED CONTENT KNOWLEDGE (5101) Test Company: ETS Score Range: 100-200		All enrolled students who have completed all nonclinical courses, 2014-15						4		
		Other enrolled students, 2014-15						5		
		All program completers, 2014-15						4		
		All program completers, 2013-14						11	11	100%
		All program completers, 2012-13						12	12	100%
CHEMISTRY CONTENT ESSAYS (DISCONTINUED) (0242) Test Company: ETS Score Range: 100-200		All enrolled students who have completed all nonclinical courses, 2014-15								
		Other enrolled students, 2014-15								
		All program completers, 2014-15								
		All program completers, 2013-14						5		
		All program completers, 2012-13						10	10	100%
CHEMISTRY CONTENT KNOWLEDGE (0245) Test Company: ETS Score Range: 100-200		All enrolled students who have completed all nonclinical courses, 2014-15								
		Other enrolled students, 2014-15						5		
		All program completers, 2014-15						8		
		All program completers, 2013-14						6		
		All program completers, 2012-13						10	10	100%


Single Assessment Institution-Level Pass Rate Data: Traditional Teacher Preparation Program Within IHE

		HEOA - Title II 2014 - 2015 Academic Year								
Institution Name		UNIVERSITY OF HARTFORD								
Institution Code		3436								
State		Connecticut								
							February 26, 2016			
Assessment Information ¹		Group	Number Taking Assessment	Number Passing Assessment	Institutional Pass Rate	Institutional Average Scaled Score	Assessment Cut Score ²	Statewide		
								Number Taking Assessment	Number Passing Assessment	Statewide Pass Rate
CORE ACADEMIC SKILLS FOR ED: MATH (5732) Test Company: ETS Score Range: 100-200		All enrolled students who have completed all nonclinical courses, 2014-15						14	10	71%
		Other enrolled students, 2014-15	3				150	238	236	99%
		All program completers, 2014-15						3		
		All program completers, 2013-14								
		All program completers, 2012-13						1		
CORE ACADEMIC SKILLS FOR ED: READING (5712) Test Company: ETS Score Range: 100-200		All enrolled students who have completed all nonclinical courses, 2014-15						15	13	87%
		Other enrolled students, 2014-15	3				156	251	251	100%
		All program completers, 2014-15						4		
		All program completers, 2013-14								
		All program completers, 2012-13						1		
CORE ACADEMIC SKILLS FOR ED: WRITING (5722) Test Company: ETS Score Range: 100-200		All enrolled students who have completed all nonclinical courses, 2014-15						14	10	71%
		Other enrolled students, 2014-15	1				162	244	242	99%
		All program completers, 2014-15						4		
		All program completers, 2013-14								
		All program completers, 2012-13	1				162	2		
EARLY CHILDHOOD CONTENT KNOWLEDGE (5022) Test Company: ETS Score Range: 100-200		All enrolled students who have completed all nonclinical courses, 2014-15						1		
		Other enrolled students, 2014-15						24	24	100%
		All program completers, 2014-15	9				156	48	48	100%
		All program completers, 2013-14	17	17	100%	178	156	64	64	100%
		All program completers, 2012-13	9				156	60	60	100%


Single Assessment Institution-Level Pass Rate Data: Traditional Teacher Preparation Program Within IHE

		HEOA - Title II 2014 - 2015 Academic Year									
Institution Name		UNIVERSITY OF HARTFORD									
Institution Code		3436									
State		Connecticut									
							February 26, 2016				
							Statewide				
Assessment Information ¹		Group	Number Taking Assessment	Number Passing Assessment	Institutional Pass Rate	Institutional Average Scaled Score	Assessment Cut Score ²	Number Taking Assessment	Number Passing Assessment	Statewide Pass Rate	Statewide Average Scaled Score
EARTH AND SPACE SCIENCES - CK (5571) Test Company: ETS Score Range: 100-200	All enrolled students who have completed all nonclinical courses, 2014-15							1			
	Other enrolled students, 2014-15							7			
	All program completers, 2014-15							6			
	All program completers, 2013-14							9			
	All program completers, 2012-13							3			
ED OF EXCEPTIONAL STUDENTS CORE CK(DISCONTINUED) (0353) Test Company: ETS Score Range: 100-200	All enrolled students who have completed all nonclinical courses, 2014-15										
	Other enrolled students, 2014-15										
	All program completers, 2014-15										
	All program completers, 2013-14										
	All program completers, 2012-13							18	18	100%	179
EDUCATION OF YOUNG CHILDREN (DISCONTINUED) (5021) Test Company: ETS Score Range: 100-200	All enrolled students who have completed all nonclinical courses, 2014-15							1			
	Other enrolled students, 2014-15							12	12	100%	186
	All program completers, 2014-15		9				158	49	49	100%	187
	All program completers, 2013-14		17	17	100%	185	158	64	64	100%	184
	All program completers, 2012-13		9				158	60	60	100%	184
ELEM ED CONTENT AREA EXERCISES (0012) Test Company: ETS Score Range: 100-200	All enrolled students who have completed all nonclinical courses, 2014-15										
	Other enrolled students, 2014-15										
	All program completers, 2014-15										
	All program completers, 2013-14										
	All program completers, 2012-13		7				148	156	155	99%	160


Single Assessment Institution-Level Pass Rate Data: Traditional Teacher Preparation Program Within IHE

		HEOA - Title II 2014 - 2015 Academic Year								
Institution Name		UNIVERSITY OF HARTFORD								
Institution Code		3436								
State		Connecticut								
							February 26, 2016			
							Statewide			
Assessment Information ¹	Group	Number Taking Assessment	Number Passing Assessment	Institutional Pass Rate	Institutional Average Scaled Score	Assessment Cut Score ²	Number Taking Assessment	Number Passing Assessment	Statewide Pass Rate	Statewide Average Scaled Score
ELEM ED CURR INSTRU ASSESSMENT (DISC) (0011) Test Company: ETS Score Range: 100-200	All enrolled students who have completed all nonclinical courses, 2014-15									
	Other enrolled students, 2014-15									
	All program completers, 2014-15									
	All program completers, 2013-14									
	All program completers, 2012-13	7				163	157	155	99%	180
ELEM ED MULTI SUBJ MATHEMATICS (DISC) (5033) Test Company: ETS Score Range: 100-200	All enrolled students who have completed all nonclinical courses, 2014-15						111	56	50%	166
	Other enrolled students, 2014-15	12	4	33%	163	175	299	147	49%	169
	All program completers, 2014-15	24	12	50%	166	175	450	382	85%	179
	All program completers, 2013-14	39	27	69%	170	175	542	477	88%	179
	All program completers, 2012-13	34	24	71%	174	175	382	326	85%	179
ELEM ED MULTI SUBJ READING LANG ARTS (DISC) (5032) Test Company: ETS Score Range: 100-200	All enrolled students who have completed all nonclinical courses, 2014-15						113	95	84%	180
	Other enrolled students, 2014-15	12	9	75%	177	174	299	242	81%	181
	All program completers, 2014-15	24	21	88%	179	174	448	433	97%	183
	All program completers, 2013-14	39	35	90%	181	174	541	520	96%	184
	All program completers, 2012-13	34	34	100%	183	174	362	352	97%	184
ELEM ED MULTI SUBJ SCIENCES (DISC) (5035) Test Company: ETS Score Range: 100-200	All enrolled students who have completed all nonclinical courses, 2014-15						109	74	68%	171
	Other enrolled students, 2014-15	12	2	17%	156	170	294	179	61%	170
	All program completers, 2014-15	24	16	67%	168	170	448	384	86%	176
	All program completers, 2013-14	39	29	74%	170	170	541	488	90%	177
	All program completers, 2012-13	34	25	74%	170	170	378	344	91%	176


Single Assessment Institution-Level Pass Rate Data: Traditional Teacher Preparation Program Within IHE

		HEOA - Title II 2014 - 2015 Academic Year									
Institution Name		UNIVERSITY OF HARTFORD									
Institution Code		3436									
State		Connecticut									
							February 26, 2016				
							Statewide				
Assessment Information ¹		Group	Number Taking Assessment	Number Passing Assessment	Institutional Pass Rate	Institutional Average Scaled Score	Assessment Cut Score ²	Number Taking Assessment	Number Passing Assessment	Statewide Pass Rate	Statewide Average Scaled Score
ELEM ED MULTI SUBJ SOCIAL STUDIES (DISC) (5034) Test Company: ETS Score Range: 100-200	All enrolled students who have completed all nonclinical courses, 2014-15							115	76	66%	169
	Other enrolled students, 2014-15		12	6	50%	162	166	296	188	64%	168
	All program completers, 2014-15		24	18	75%	166	166	449	386	86%	173
	All program completers, 2013-14		39	26	67%	168	166	541	476	88%	173
	All program completers, 2012-13		34	23	68%	167	166	376	336	89%	173
ENG LANG LIT COMP CONTENT & ANALYSIS (DISC) (5044) Test Company: ETS Score Range: 100-200	All enrolled students who have completed all nonclinical courses, 2014-15							14	12	86%	175
	Other enrolled students, 2014-15							37	35	95%	181
	All program completers, 2014-15							97	96	99%	182
	All program completers, 2013-14		4				172	150	146	97%	182
	All program completers, 2012-13		5				172	150	147	98%	181
ENG LANG LIT COMP CONTENT KNOWLEDGE (DISC) (0041) Test Company: ETS Score Range: 100-200	All enrolled students who have completed all nonclinical courses, 2014-15							3			
	Other enrolled students, 2014-15							2			
	All program completers, 2014-15										
	All program completers, 2013-14							2			
	All program completers, 2012-13							23	22	96%	184
ENG LANG LIT COMP ESSAYS (DISCONTINUED) (0042) Test Company: ETS Score Range: 100-200	All enrolled students who have completed all nonclinical courses, 2014-15							3			
	Other enrolled students, 2014-15							2			
	All program completers, 2014-15										
	All program completers, 2013-14							3			
	All program completers, 2012-13							23	23	100%	166


Single Assessment Institution-Level Pass Rate Data: Traditional Teacher Preparation Program Within IHE

		HEOA - Title II 2014 - 2015 Academic Year									
Institution Name		UNIVERSITY OF HARTFORD									
Institution Code		3436									
State		Connecticut									
							February 26, 2016				
							Statewide				
Assessment Information ¹		Group	Number Taking Assessment	Number Passing Assessment	Institutional Pass Rate	Institutional Average Scaled Score	Assessment Cut Score ²	Number Taking Assessment	Number Passing Assessment	Statewide Pass Rate	Statewide Average Scaled Score
ENGLISH LANGUAGE ARTS: CONTENT AND ANALYSIS (5039) Test Company: ETS Score Range: 100-200	All enrolled students who have completed all nonclinical courses, 2014-15							12	5	42%	172
	Other enrolled students, 2014-15	1					173	62	45	73%	177
	All program completers, 2014-15	2					173	30	19	63%	174
	All program completers, 2013-14							4			
	All program completers, 2012-13										
ENGLISH TO SPEAKERS OF OTHER LANGUAGES (5361) Test Company: ETS Score Range: 100-200	All enrolled students who have completed all nonclinical courses, 2014-15							1			
	Other enrolled students, 2014-15							6			
	All program completers, 2014-15							8			
	All program completers, 2013-14							7			
	All program completers, 2012-13										
FAMILY AND CONSUMER SCIENCES (DISCONTINUED 2) (5121) Test Company: ETS Score Range: 100-200	All enrolled students who have completed all nonclinical courses, 2014-15										
	Other enrolled students, 2014-15							1			
	All program completers, 2014-15							3			
	All program completers, 2013-14							1			
	All program completers, 2012-13										
GENERAL SCI CONTENT KNOWLEDGE (0435) Test Company: ETS Score Range: 100-200	All enrolled students who have completed all nonclinical courses, 2014-15							3			
	Other enrolled students, 2014-15							8			
	All program completers, 2014-15							9			
	All program completers, 2013-14							13	12	92%	171
	All program completers, 2012-13							17	15	88%	165


Single Assessment Institution-Level Pass Rate Data: Traditional Teacher Preparation Program Within IHE

		HEOA - Title II 2014 - 2015 Academic Year									
Institution Name		UNIVERSITY OF HARTFORD									
Institution Code		3436									
State		Connecticut									
							February 26, 2016				
							Statewide				
Assessment Information ¹		Group	Number Taking Assessment	Number Passing Assessment	Institutional Pass Rate	Institutional Average Scaled Score	Assessment Cut Score ²	Number Taking Assessment	Number Passing Assessment	Statewide Pass Rate	Statewide Average Scaled Score
GENERAL SCIENCE CONTENT ESSAYS (DISC) (0433) Test Company: ETS Score Range: 100-200	All enrolled students who have completed all nonclinical courses, 2014-15										
	Other enrolled students, 2014-15										
	All program completers, 2014-15										
	All program completers, 2013-14							9			
	All program completers, 2012-13							16	15	94%	154
HEALTH EDUCATION (DISCONTINUED) (5550) Test Company: ETS Score Range: 250-990	All enrolled students who have completed all nonclinical courses, 2014-15										
	Other enrolled students, 2014-15										
	All program completers, 2014-15										
	All program completers, 2013-14							2			
	All program completers, 2012-13							5			
HEALTH EDUCATION (5551) Test Company: ETS Score Range: 100-200	All enrolled students who have completed all nonclinical courses, 2014-15										
	Other enrolled students, 2014-15										
	All program completers, 2014-15							3			
	All program completers, 2013-14							1			
	All program completers, 2012-13										
MATHEMATICS CONTENT KNOWLEDGE (DISC) (0061) Test Company: ETS Score Range: 100-200	All enrolled students who have completed all nonclinical courses, 2014-15							7			
	Other enrolled students, 2014-15							55	52	95%	157
	All program completers, 2014-15							77	77	100%	159
	All program completers, 2013-14		2				137	84	83	99%	155
	All program completers, 2012-13							128	124	97%	157


Single Assessment Institution-Level Pass Rate Data: Traditional Teacher Preparation Program Within IHE

		<div>HEOA - Title II</div> <div>2014 - 2015 Academic Year</div>									
Institution Name		UNIVERSITY OF HARTFORD									
Institution Code		3436									
State		Connecticut									
							February 26, 2016				
							Statewide				
Assessment Information ¹		Group	Number Taking Assessment	Number Passing Assessment	Institutional Pass Rate	Institutional Average Scaled Score	Assessment Cut Score ²	Number Taking Assessment	Number Passing Assessment	Statewide Pass Rate	Statewide Average Scaled Score
MATHEMATICS CONTENT KNOWLEDGE (5161) Test Company: ETS Score Range: 100-200	All enrolled students who have completed all nonclinical courses, 2014-15							3			
	Other enrolled students, 2014-15		1				160	49	36	73%	163
	All program completers, 2014-15							7			
	All program completers, 2013-14										
	All program completers, 2012-13										
MIDDLE SCHOOL ENG LANG ARTS (DISCONTINUED) (5049) Test Company: ETS Score Range: 100-200	All enrolled students who have completed all nonclinical courses, 2014-15										
	Other enrolled students, 2014-15										
	All program completers, 2014-15										
	All program completers, 2013-14							4			
	All program completers, 2012-13							3			
MIDDLE SCHOOL ENG LANG ARTS (5047) Test Company: ETS Score Range: 100-200	All enrolled students who have completed all nonclinical courses, 2014-15										
	Other enrolled students, 2014-15										
	All program completers, 2014-15							1			
	All program completers, 2013-14										
	All program completers, 2012-13										
MIDDLE SCHOOL MATHEMATICS (DISCONTINUED) (0069) Test Company: ETS Score Range: 100-200	All enrolled students who have completed all nonclinical courses, 2014-15										
	Other enrolled students, 2014-15										
	All program completers, 2014-15							4			
	All program completers, 2013-14							1			
	All program completers, 2012-13										


Single Assessment Institution-Level Pass Rate Data: Traditional Teacher Preparation Program Within IHE

		HEOA - Title II 2014 - 2015 Academic Year								
Institution Name		UNIVERSITY OF HARTFORD								
Institution Code		3436								
State		Connecticut								
							February 26, 2016			
Assessment Information ¹		Group	Number Taking Assessment	Number Passing Assessment	Institutional Pass Rate	Institutional Average Scaled Score	Assessment Cut Score ²	Statewide		
								Number Taking Assessment	Number Passing Assessment	Statewide Pass Rate
MIDDLE SCHOOL SCIENCE (DISCONTINUED) (0439) Test Company: ETS Score Range: 100-200		All enrolled students who have completed all nonclinical courses, 2014-15								
		Other enrolled students, 2014-15								
		All program completers, 2014-15								
		All program completers, 2013-14						1		
		All program completers, 2012-13								
MIDDLE SCHOOL SOCIAL STUDIES (5089) Test Company: ETS Score Range: 100-200		All enrolled students who have completed all nonclinical courses, 2014-15								
		Other enrolled students, 2014-15								
		All program completers, 2014-15						2		
		All program completers, 2013-14								
		All program completers, 2012-13						1		
MUSIC CONCEPTS AND PROCESSES (DISCONTINUED) (0111) Test Company: ETS Score Range: 100-200		All enrolled students who have completed all nonclinical courses, 2014-15						2		
		Other enrolled students, 2014-15								
		All program completers, 2014-15								
		All program completers, 2013-14	1				150	4		
		All program completers, 2012-13	21	21	100%	165	150	25	25	100%
MUSIC CONTENT & INSTRUCTION (5114) Test Company: ETS Score Range: 100-200		All enrolled students who have completed all nonclinical courses, 2014-15						5		
		Other enrolled students, 2014-15	15	12	80%	173	168	30	21	70%
		All program completers, 2014-15	11	11	100%	177	168	50	48	96%
		All program completers, 2013-14	15	14	93%	175	168	40	36	90%
		All program completers, 2012-13						21	21	100%


Single Assessment Institution-Level Pass Rate Data: Traditional Teacher Preparation Program Within IHE

		HEOA - Title II 2014 - 2015 Academic Year									
Institution Name		UNIVERSITY OF HARTFORD									
Institution Code		3436									
State		Connecticut									
							February 26, 2016				
							Statewide				
Assessment Information ¹		Group	Number Taking Assessment	Number Passing Assessment	Institutional Pass Rate	Institutional Average Scaled Score	Assessment Cut Score ²	Number Taking Assessment	Number Passing Assessment	Statewide Pass Rate	Statewide Average Scaled Score
MUSIC CONTENT KNOWLEDGE (0113) Test Company: ETS Score Range: 100-200	All enrolled students who have completed all nonclinical courses, 2014-15							2			
	Other enrolled students, 2014-15										
	All program completers, 2014-15										
	All program completers, 2013-14		1				153	4			
	All program completers, 2012-13		21	21	100%	171	153	25	25	100%	172
PHYSICAL ED ANALYSIS AND DESIGN (DISCONTINUED) (0092) Test Company: ETS Score Range: 100-200	All enrolled students who have completed all nonclinical courses, 2014-15										
	Other enrolled students, 2014-15										
	All program completers, 2014-15										
	All program completers, 2013-14										
	All program completers, 2012-13							6			
PHYSICAL ED CONTENT AND DESIGN (5095) Test Company: ETS Score Range: 100-200	All enrolled students who have completed all nonclinical courses, 2014-15							5			
	Other enrolled students, 2014-15							7			
	All program completers, 2014-15							57	46	81%	177
	All program completers, 2013-14							79	72	91%	179
	All program completers, 2012-13							80	72	90%	179
PHYSICAL ED CONTENT KNOWLEDGE (5091) Test Company: ETS Score Range: 100-200	All enrolled students who have completed all nonclinical courses, 2014-15										
	Other enrolled students, 2014-15										
	All program completers, 2014-15										
	All program completers, 2013-14										
	All program completers, 2012-13							6			


Single Assessment Institution-Level Pass Rate Data: Traditional Teacher Preparation Program Within IHE

		HEOA - Title II 2014 - 2015 Academic Year									
Institution Name		UNIVERSITY OF HARTFORD									
Institution Code		3436									
State		Connecticut									
							February 26, 2016				
							Statewide				
Assessment Information ¹		Group	Number Taking Assessment	Number Passing Assessment	Institutional Pass Rate	Institutional Average Scaled Score	Assessment Cut Score ²	Number Taking Assessment	Number Passing Assessment	Statewide Pass Rate	Statewide Average Scaled Score
PHYSICS CONTENT ESSAYS (DISCONTINUED) (0262) Test Company: ETS Score Range: 100-200		All enrolled students who have completed all nonclinical courses, 2014-15									
		Other enrolled students, 2014-15									
		All program completers, 2014-15									
		All program completers, 2013-14						3			
		All program completers, 2012-13						2			
PHYSICS CONTENT KNOWLEDGE (5265) Test Company: ETS Score Range: 100-200		All enrolled students who have completed all nonclinical courses, 2014-15						1			
		Other enrolled students, 2014-15									
		All program completers, 2014-15						7			
		All program completers, 2013-14						3			
		All program completers, 2012-13						3			
PRAXIS I MATHEMATICS (DISCONTINUED) (0730) Test Company: ETS Score Range: 150-190		All enrolled students who have completed all nonclinical courses, 2014-15						196	196	100%	178
		Other enrolled students, 2014-15	31	31	100%	176	171	1064	1058	99%	178
		All program completers, 2014-15	29	29	100%	177	171	706	705	100%	179
		All program completers, 2013-14	51	51	100%	177	171	768	767	100%	178
		All program completers, 2012-13	51	51	100%	176	171	827	826	100%	178
PRAXIS I READING (DISCONTINUED) (0710) Test Company: ETS Score Range: 150-190		All enrolled students who have completed all nonclinical courses, 2014-15						195	194	99%	179
		Other enrolled students, 2014-15	31	30	97%	178	172	1044	1041	100%	178
		All program completers, 2014-15	26	26	100%	177	172	700	699	100%	178
		All program completers, 2013-14	50	50	100%	177	172	772	772	100%	178
		All program completers, 2012-13	50	49	98%	176	172	825	823	100%	178


Single Assessment Institution-Level Pass Rate Data: Traditional Teacher Preparation Program Within IHE

		HEOA - Title II 2014 - 2015 Academic Year								
Institution Name		UNIVERSITY OF HARTFORD								
Institution Code		3436								
State		Connecticut								
							February 26, 2016			
							Statewide			
Assessment Information ¹	Group	Number Taking Assessment	Number Passing Assessment	Institutional Pass Rate	Institutional Average Scaled Score	Assessment Cut Score ²	Number Taking Assessment	Number Passing Assessment	Statewide Pass Rate	Statewide Average Scaled Score
PRAXIS I WRITING (DISCONTINUED) (0720) Test Company: ETS Score Range: 150-190	All enrolled students who have completed all nonclinical courses, 2014-15						194	193	99%	177
	Other enrolled students, 2014-15	33	33	100%	176	171	1046	1044	100%	176
	All program completers, 2014-15	26	26	100%	176	171	703	703	100%	176
	All program completers, 2013-14	50	50	100%	175	171	768	767	100%	176
	All program completers, 2012-13	50	50	100%	175	171	827	825	100%	176
PRINC LEARNING AND TEACHING K-6 (5622) Test Company: ETS Score Range: 100-200	All enrolled students who have completed all nonclinical courses, 2014-15						18	12	67%	171
	Other enrolled students, 2014-15						28	22	79%	174
	All program completers, 2014-15	9				167	190	174	92%	179
	All program completers, 2013-14	38	33	87%	178	167	514	502	98%	180
	All program completers, 2012-13	36	35	97%	179	167	348	344	99%	180
SE CK AND MILD TO MODERATE APPL (5543) Test Company: ETS Score Range: 100-200	All enrolled students who have completed all nonclinical courses, 2014-15									
	Other enrolled students, 2014-15						115	110	96%	175
	All program completers, 2014-15	19	18	95%	175	164	126	125	99%	177
	All program completers, 2013-14	21	21	100%	174	164	145	145	100%	177
	All program completers, 2012-13	30	29	97%	174	164	145	144	99%	177
SOCIAL STUDIES CONTENT KNOWLEDGE (0081) Test Company: ETS Score Range: 100-200	All enrolled students who have completed all nonclinical courses, 2014-15						33	30	91%	170
	Other enrolled students, 2014-15						106	77	73%	168
	All program completers, 2014-15						127	120	94%	171
	All program completers, 2013-14						124	118	95%	172
	All program completers, 2012-13						156	147	94%	172


Single Assessment Institution-Level Pass Rate Data: Traditional Teacher Preparation Program Within IHE

		HEOA - Title II 2014 - 2015 Academic Year									
Institution Name		UNIVERSITY OF HARTFORD									
Institution Code		3436									
State		Connecticut									
							February 26, 2016				
							Statewide				
Assessment Information ¹		Group	Number Taking Assessment	Number Passing Assessment	Institutional Pass Rate	Institutional Average Scaled Score	Assessment Cut Score ²	Number Taking Assessment	Number Passing Assessment	Statewide Pass Rate	Statewide Average Scaled Score
TECHNOLOGY EDUCATION (5051) Test Company: ETS Score Range: 100-200		All enrolled students who have completed all nonclinical courses, 2014-15						4			
		Other enrolled students, 2014-15						4			
		All program completers, 2014-15						10	10	100%	184
		All program completers, 2013-14						10	10	100%	184
		All program completers, 2012-13						14	14	100%	183
FOUNDATIONS OF READING (ESP0090) Test Company: E.S. Pearson* Score Range: 100-300		All enrolled students who have completed all nonclinical courses, 2014-15						82	56	68%	249
		Other enrolled students, 2014-15	21	12	57%	242	240	402	305	76%	252
		All program completers, 2014-15	35	27	77%	254	240	592	542	92%	258
		All program completers, 2013-14	54	40	74%	252	240	700	644	92%	258
		All program completers, 2012-13	57	53	93%	253	240	655	631	96%	260
OPI ENGLISH (ACT1005) Test Company: ACTFL* Score Range: 1-10		All enrolled students who have completed all nonclinical courses, 2014-15									
		Other enrolled students, 2014-15									
		All program completers, 2014-15						1			
		All program completers, 2013-14									
		All program completers, 2012-13									
OPI FRENCH (ACT1006) Test Company: ACTFL* Score Range: 1-10		All enrolled students who have completed all nonclinical courses, 2014-15									
		Other enrolled students, 2014-15						8			
		All program completers, 2014-15						2			
		All program completers, 2013-14						6			
		All program completers, 2012-13						2			

Single Assessment Institution-Level Pass Rate Data: Traditional Teacher Preparation Program Within IHE

		HEOA - Title II 2014 - 2015 Academic Year								
Institution Name		UNIVERSITY OF HARTFORD								
Institution Code		3436								
State		Connecticut								
							February 26, 2016			
							Statewide			
Assessment Information ¹	Group	Number Taking Assessment	Number Passing Assessment	Institutional Pass Rate	Institutional Average Scaled Score	Assessment Cut Score ²	Number Taking Assessment	Number Passing Assessment	Statewide Pass Rate	Statewide Average Scaled Score
OPI GERMAN (ACT1007) Test Company: ACTFL * Score Range: 1-10	All enrolled students who have completed all nonclinical courses, 2014-15									
	Other enrolled students, 2014-15									
	All program completers, 2014-15									
	All program completers, 2013-14						1			
	All program completers, 2012-13									
OPI ITALIAN (ACT1010) Test Company: ACTFL * Score Range: 1-10	All enrolled students who have completed all nonclinical courses, 2014-15									
	Other enrolled students, 2014-15						1			
	All program completers, 2014-15						2			
	All program completers, 2013-14						1			
	All program completers, 2012-13									
OPI SPANISH (ACT1018) Test Company: ACTFL * Score Range: 1-10	All enrolled students who have completed all nonclinical courses, 2014-15									
	Other enrolled students, 2014-15						30	27	90%	8
	All program completers, 2014-15						18	18	100%	8
	All program completers, 2013-14						27	27	100%	7
	All program completers, 2012-13						23	20	87%	7
OPIC SPANISH (ACT3002) Test Company: ACTFL * Score Range: 1-10	All enrolled students who have completed all nonclinical courses, 2014-15									
	Other enrolled students, 2014-15						2			
	All program completers, 2014-15									
	All program completers, 2013-14									
	All program completers, 2012-13						1			

Single Assessment Institution-Level Pass Rate Data: Traditional Teacher Preparation Program Within IHE

		<div>HEOA - Title II</div> <div>2014 - 2015 Academic Year</div>									
Institution Name		UNIVERSITY OF HARTFORD									
Institution Code		3436									
State		Connecticut									
							February 26, 2016				
							Statewide				
Assessment Information ¹		Group	Number Taking Assessment	Number Passing Assessment	Institutional Pass Rate	Institutional Average Scaled Score	Assessment Cut Score ²	Number Taking Assessment	Number Passing Assessment	Statewide Pass Rate	Statewide Average Scaled Score
WPT FRENCH (ACT2005) Test Company: ACTFL * Score Range: 1-10		All enrolled students who have completed all nonclinical courses, 2014-15									
		Other enrolled students, 2014-15						8			
		All program completers, 2014-15						2			
		All program completers, 2013-14						5			
		All program completers, 2012-13						2			
WPT ITALIAN (ACT2009) Test Company: ACTFL * Score Range: 1-10		All enrolled students who have completed all nonclinical courses, 2014-15									
		Other enrolled students, 2014-15						1			
		All program completers, 2014-15						3			
		All program completers, 2013-14						1			
		All program completers, 2012-13									
WPT SPANISH (ACT2015) Test Company: ACTFL * Score Range: 1-10		All enrolled students who have completed all nonclinical courses, 2014-15									
		Other enrolled students, 2014-15						31	31	100%	7
		All program completers, 2014-15						21	21	100%	7
		All program completers, 2013-14						26	26	100%	7
		All program completers, 2012-13						25	23	92%	7


Note: In cases where there are less than ten students taking the assessment or license/certificate, the number passing and pass rate are not reported.

¹Tests with multiple delivery options (computer, paper, etc.) will be noted with the assessment code for one format only.

²Cut scores may vary for groups depending upon when the cut scores are established by the state and when each group completed their teacher certification or licensure assessment.

*Questions regarding tests listed by this testing company must be addressed to your state Title II Coordinator.

Summary Institution-Level Pass Rate Data: *Traditional Teacher Preparation Program Within IHE*

		HEOA - Title II 2014 - 2015 Academic Year				
Institution Name		UNIVERSITY OF HARTFORD				
Institution Code		3436				
State		Connecticut				
February 26, 2016						
				Statewide		
Group	Number Taking Assessment ¹	Number Passing Assessment ²	Institutional Pass Rate	Number Taking Assessment ¹	Number Passing Assessment ²	Statewide Pass Rate
All program completers, 2014-15	50	39	78%	1267	1107	87%
All program completers, 2013-14	83	67	81%	1413	1277	90%
All program completers, 2012-13	85	79	93%	1613	1504	93%

Note: In cases where there are less than ten students taking the assessment or license/certificate, the number passing and pass rate are not reported.

¹ Number of completers taking one or more assessments within their area of specialization.

² Summary level "Number Taking Assessment" may differ from assessment level "Number Taking Assessment" because each student is counted once at the summary level but may be counted in multiple assessments at the assessment level.